

notice d'utilisation

STOCS[®]

noeuds et idées de construction

niveau de difficulté

• • • •

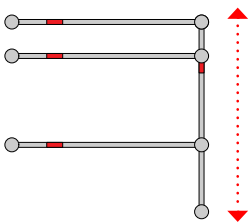
• • • •

• • • •

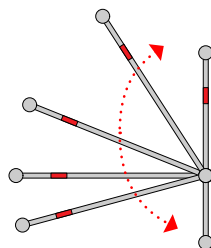
• • • •

système modulaire

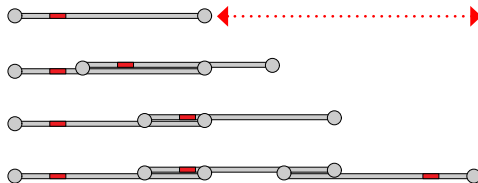
STOCS[®]



Vous pouvez nouer les
STOCS de façons innom-
brables



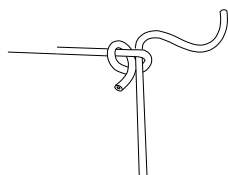
et sous pleins de ang-
les différents



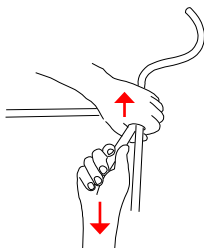
En attachant les STOCS ensemble, vous pouvez doubler or tripler la longueur des
STOCS facilement.

comment faire les noeuds?

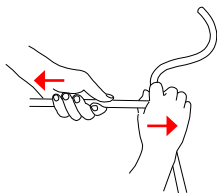
STOCS[®]



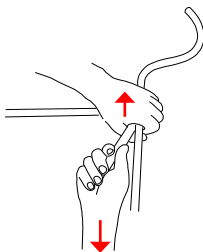
1



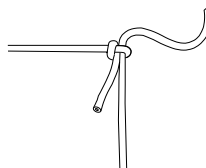
2



3



4



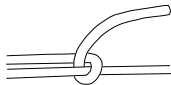
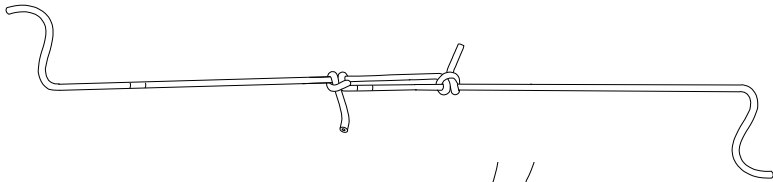
5

Avec le noeud-demi
vous pouvez faire
presque tout. Les
STOCS ont une par-
tie solide et des
extrémités flexibles
que vous pouvez
nouer.

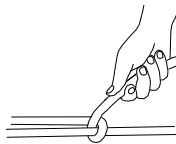
Pensez toujours
à bien serrer les
noeuds!

prolonger

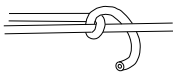
STOCS[®]



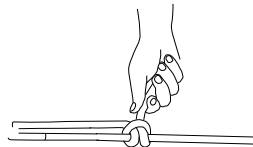
1



2



3



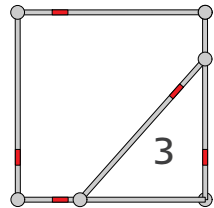
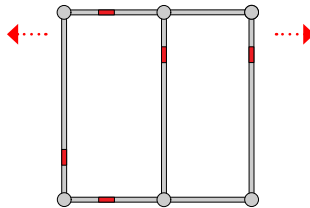
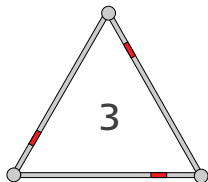
4

Si vous avez besoin de STOCS plus long, vous pouvez les prolonger en les attachant ensemble

Vous pouvez donner ainsi aux STOCS la longueur que vous souhaitez

stabilité

STOCS[®]

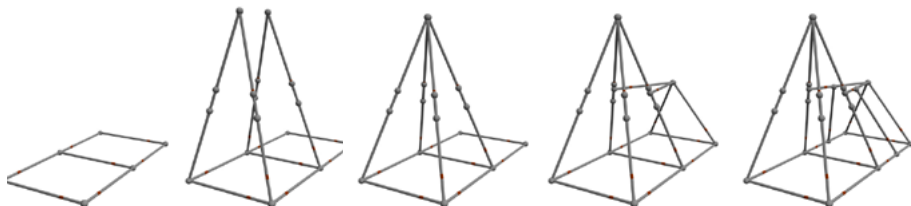
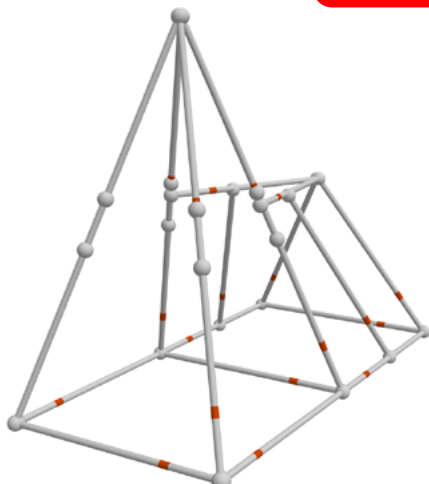


Un construction doit être solide. Un carré n'est pas stable. Les triangles gardent leur forme et leur solidité.

tour



STOCS[®]



1

2

3

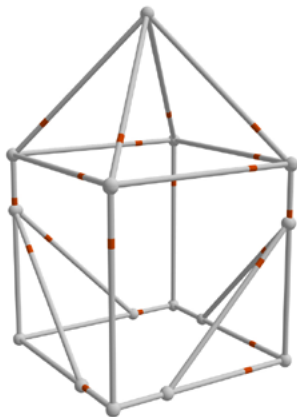
4

5

maison



STOCS[®]



20 stocs



1



2



3

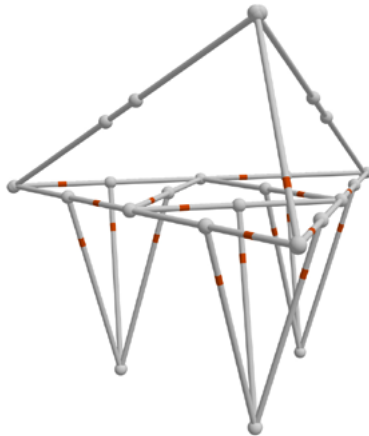


4

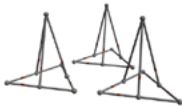


5

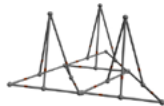
moonwalker



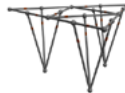
23 stocs



1



2



3

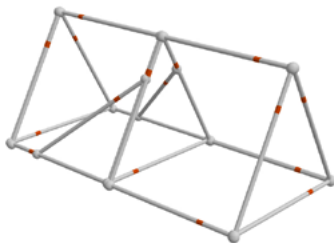


4


tente



STOCS[®]



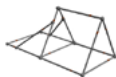
18 stocs



1



2




3



4

but de soccer

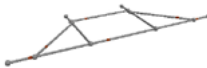
STOCS[®]



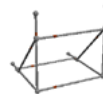
10 stocs



1

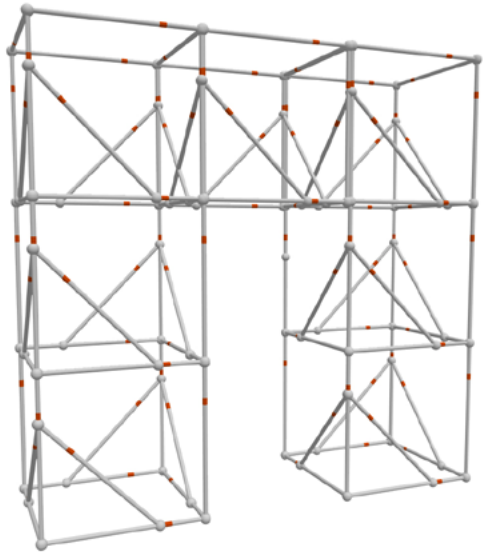


2



3

arc de triomph

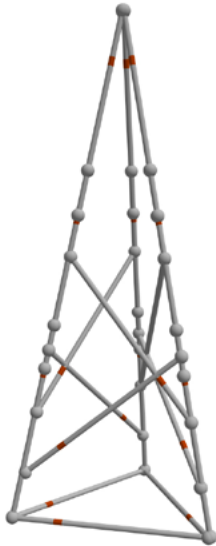


96 stocs

tipi



STOCS[®]



18 stocs



1



2



3




4



gratte-ciel



STOCS[©]

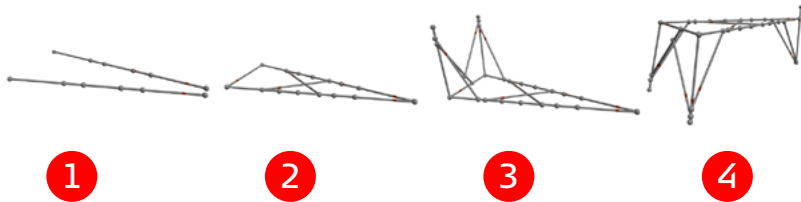


44 stocs

cheval



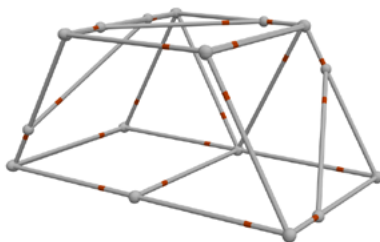
23 stocs



tente



STOCS[©]



19 stocs

bateau

